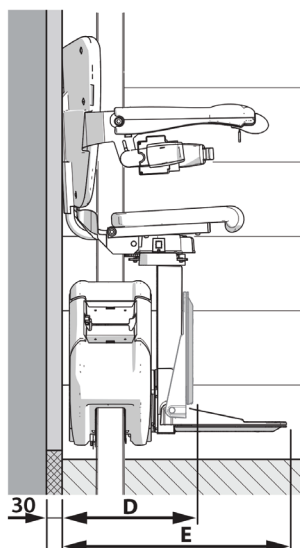
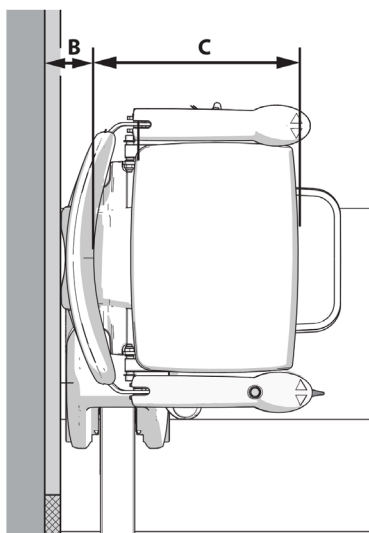
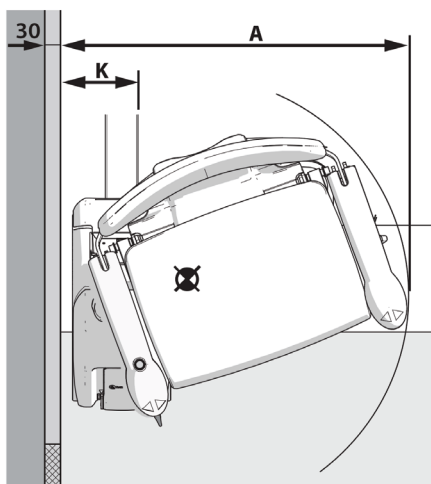


# Handicare 1100

## Straight Stairlifts



1100 Style Seat		Dimensions
A	Minimum swivel radius	645mm
B	Wall to inner seat back	60mm
C	Seat depth	390mm
D	Minimum folded width to footplate	320mm
E	Minimum open width to edge footplate	530mm
F	Armrest width – external	575mm
G	Armrest width – internal	450mm
H	Seat back height	400mm
I	Footplate to seat height	430 - 520mm
J	Minimum footplate height	70mm
K	Minimum track intrusion into staircase	160mm
Maximum weight limit		30-45° - 140kg / 22st 46-50° - 130kg / 20st
Speed		0.15m/sec
Staircase angle		30-50°

Some of the above dimensions depend on the characteristics of the staircase in the home. Please consult the sales manual for further information about these dimensions and features of this seat. All information is provided in good faith but does not constitute a guarantee. Handicare reserves the right to alter designs and specifications without prior notice.

